






# Seattle Promise To-Do List

Complete these items to keep your scholarship and be ready for fall. Use this checklist to keep track. If you have questions or concerns, feel free to contact your outreach specialist ([seattlecolleges.edu/promise/contact](http://seattlecolleges.edu/promise/contact)). Additional information is available online at [seattlecolleges.edu/promise](http://seattlecolleges.edu/promise).

Deadline	Items	Complete
Today	<input type="checkbox"/> Check your college code on your FAFSA/WASFA.	
May 17	<input type="checkbox"/> Activate your College Student Account (ctcLink).	 <a href="http://seattlecolleges.edu/ctclink/ctclink-students">seattlecolleges.edu/ctclink/ctclink-students</a>
September 1	<input type="checkbox"/> Register for Classes	 <a href="http://seattlecolleges.edu/media/521">seattlecolleges.edu/media/521</a>
May 17	<input type="checkbox"/> Complete Math and English Placement, if needed.	 <a href="http://seattlecolleges.edu/promise/high-school-students/placement-classes">seattlecolleges.edu/promise/high-school-students/placement-classes</a>
August 1	<input type="checkbox"/> Complete your Financial Aid file.	 <a href="http://myaccount.ctclink.us">myaccount.ctclink.us</a>
September	<input type="checkbox"/> Register for and attend Summer Bridge.	 <a href="http://seattlecolleges.edu/promise/high-school-students/summer-bridge">seattlecolleges.edu/promise/high-school-students/summer-bridge</a>
Always	<input type="checkbox"/> Check your email at least once a week. Instructions will be sent to you.	

