

Math Placement Test Instructions

South Seattle College uses the ALEKS Math PPL test to place students into their first quarter Math course. The ALEKS Math Placement test is one of our many Math placement options available to South Seattle College students. If you are unsure if you need to take the ALEKS test for math placement, please review our other [placement options here](#).

What to know before you take ALEKS:

- The ALEKS test is an online test you can do at home
- The number of questions on the test varies and you have 2 hours 30 minutes to complete the exam
- You will have 3 total attempts to take ALEKS. If you are satisfied with your first attempt, you do not need to retake
- If you decide to retake ALEKS, there is a 24 hour wait period. During the wait period, you will have access to practice modules to review materials (please note: there are no practice modules available in ALEKS before you take the test, only after you complete your first attempt. If you would like to practice before, we recommend using [khanacademy.org](https://www.khanacademy.org) or a similar study site)
- ALEKS charges a \$20 fee for access to the placement exam. The fee will show as \$17.01+\$2.99
- Your scores are valid for 2 years at South and your ALEKS account is active for 1 year

Placement levels:

South Seattle College Math Class	ALEKS Score
BTS	0-7
MATH 081 (or BTS), MATH 110	8-14
MATH 098 (or BTS), MATH 098/146 (coreq. pair)	15-39
MATH&107, MATH&131, MATH&146, MATH 102/141 (coreq. pair)	40-49
MATH 116	45-49
MATH&141	50-59
MATH&142, MATH&148	60-100
MATH&151	We currently do not offer Calculus placement though ALEKS, please use another Placement Measure

How to take ALEKS:


If you are ready to take the ALEKS Math Placement test, please follow the instructions on the next page. If you have any questions about the math placement test process, email studentplacement@seattlecolleges.edu

Next Steps:

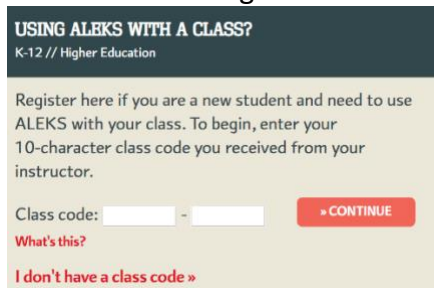
After you have your math placement results, your next step is to schedule an appointment with an advisor from our Advising team. They can go over your results with you and help you enroll in classes based on your educational goals and interests. [Here is a link to their contact information](#).

How to Complete the ALEKS Math Placement

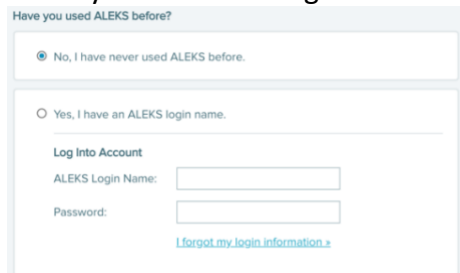
1. Start at www.aleks.com
2. Click on “New Student? – Sign up Now!”



3. Enter the following class code under “Using ALEKS with a Class” – **AJX4M-3G3HW**

A screenshot of the ALEKS registration page. At the top, it says "USING ALEKS WITH A CLASS?" and "K-12 // Higher Education". Below that, it says "Register here if you are a new student and need to use ALEKS with your class. To begin, enter your 10-character class code you received from your instructor." There is a "Class code:" field with a hyphen separator and a red "CONTINUE" button. Below the field are links for "What's this?" and "I don't have a class code »".

4. Click “Continue” then on the next page “Confirm” that you are signing up for the proper class
5. If you have never used ALEKS before, you will then be guided through creating an account. If you already have an existing ALEKS account, log in with your Login Name and Password.

A screenshot of the ALEKS account creation/login page. It asks "Have you used ALEKS before?" with two radio button options: "No, I have never used ALEKS before." (selected) and "Yes, I have an ALEKS login name." Below the "Yes" option is a "Log Into Account" section with fields for "ALEKS Login Name:" and "Password:". There is a link for "I forgot my login information »" below the password field.

6. Once you have created an account you will gain access to the ALEKS PPL module. The first thing you will be asked to complete is a survey – the answers to this survey will NOT affect your experience in the PPL module.

ALEKS Technical Support

If you need technical support with your account, please contact ALEKS directly using either the online support form, or by calling the number listed below.

Support form: <http://support.aleks.com> (select ‘Higher Education | Math’ as the Market)

Phone: (800)-258-2374