



View your Class Schedule



SEATTLE COLLEGES
Central • North • South



SEATTLE CENTRAL
COLLEGE

Current Students

International

Employees

Community

Donors



About ▾ Programs ▾ Enrollment & Funding ▾ Campus Life ▾



NORTH SEATTLE
COLLEGE

Students

International

Employees

Community

Donors



About ▾ Programs ▾ Enrollment & Funding ▾ Student Services ▾ Campus Life ▾



SOUTH SEATTLE
COLLEGE

Students

International

Employees

Community

Donors



About ▾ Programs ▾ Enrollment & Funding ▾ Student Services ▾ Campus Life ▾

Step 1:

Open a browser and go to your campus website.
Click on **Students** or **Current Students**.

www.seattlecentral.edu | www.southseattle.edu | www.northseattle.edu

Students



Latest from South Seattle College



CCSSE Student Survey: Help Shape the Future of South!



Betty Andrews Awarded 2021 Reverend Samuel McKinney Scholars...

Step 2: Click on the ctcLink icon.



WASHINGTON COMMUNITY
AND TECHNICAL COLLEGES



ctcLink ID

Password

☐ **Enable Screen Reader Mode**

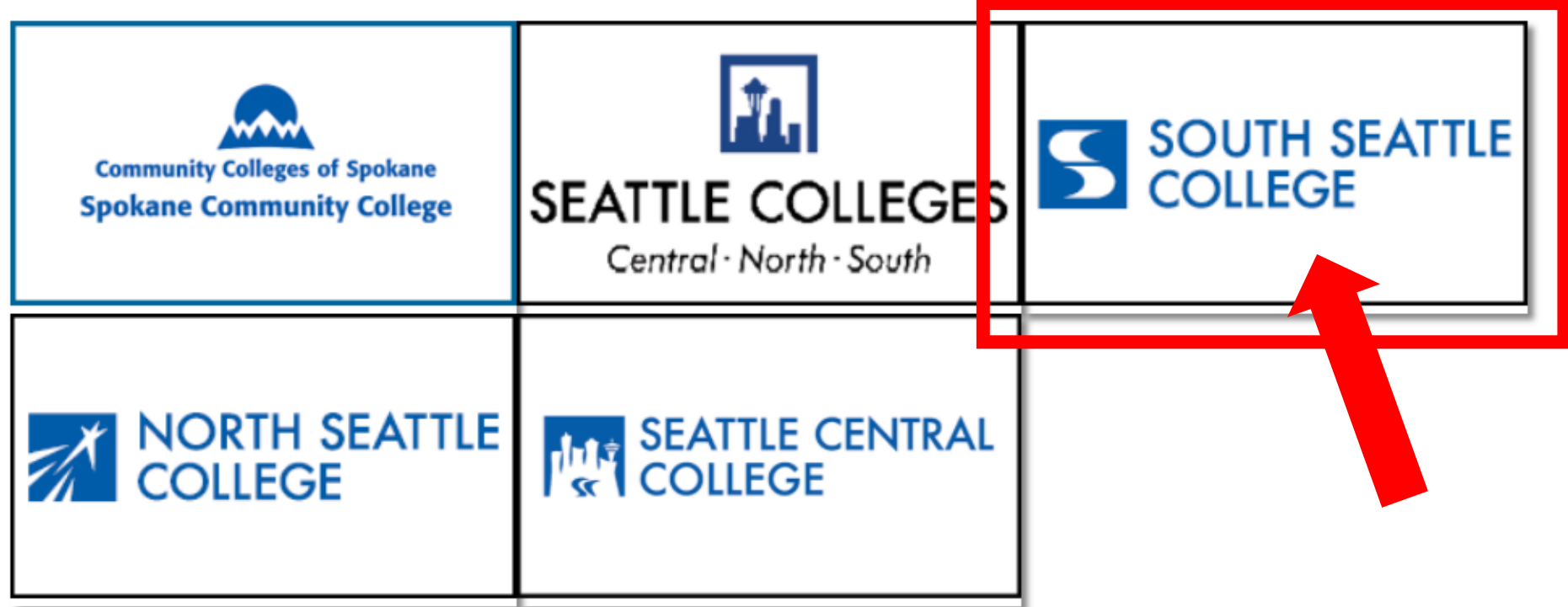
Sign In

Do not enable screen reader mode unless you use a screen reader or other assistive technology, as this mode changes how ctcLink looks.

[Forgot your password?](#) [First Time User?](#)

Step 3: Enter your ctcLink ID and Password and click **Sign In**.

Please click the applicable link for the District or the College.



If you are or have been a student at more than one Washington state community college, click the college you want to log in to.

Step 4:

If you have only been admitted to or attend one college, go to **Step 5**.



Canvas

Student Homepage

Your Gateway to ctcLink

Welcome!

You have arrived at the ctcLink Gateway for Washington's community and technical colleges. The links at the left should get you everywhere you need to go in ctcLink for your student, faculty or staff online work. Some of you will have links to applications across the top of the page as well.

Your ID is what drives access to all of these links and

How do I...?

If you need to know how to use some of the ctcLink tools, check out the [ctcLink Training website](#). There you'll find Quick Reference Guides (QRG) and training exercises to get you on your way. More content will be added to the training website as materials are developed.

Step 5: Click on "Student Homepage".

Message Center



Tasks



No current tasks

Academic Progress




Manage Classes



Financial Aid



Financial Account

 Payment Due

Academic Records



Home



201762939

Additional Resources




Admissions





Step 6: Click on the Manage Classes tile.


< ctcLink Student Homepage


Select a Value


View My Classes


View My Exam Schedule


Enrollment Dates

Class Search and Enroll

Enroll by My Requirements

Shopping Cart

Drop Classes

Update Classes

WINTER 2021

Continuing Education

South Seattle College

SPRING 2021

Academic Career

South Seattle College

WINTER 2021

Academic Career

North Seattle College

Step 7: View My Classes is the default page in Manage Classes. Select the Term/College combination you want to view.

ctcLink Student Homepage

View My Classes

Home

Menu

Refresh

SPRING 2021

Academic Career

South Seattle College

Change

View My Classes

View My Exam Schedule

Enrollment Dates

Class Search and Enroll

Enroll by My Requirements

Shopping Cart

Drop Classes

Update Classes

By Class

By Date

☒ Show Enrolled Classes

☐ Show Waitlisted Classes

☐ Show Dropped Classes

Printable Page

▶ MATH& 107 Math In Society

▼ PHIL 110 Intro To Social Ethics

Status	Units	Grading Basis	Grade	Academic Program	Requirement Designation
Enrolled	5.00	Graded		Academic	

Enrollment Deadlines

Class	Start/End Dates	Days and Times	Room
LEC - Section D1 - Class Nbr 11998	01/04/2021 - 03/24/2021	Days: To be Announced Times: To be Announced	NS - Arranged - ARR

Step 8: Select the classes you want to see: Enrolled, Waitlisted, or Dropped. Then, click on each class to view more details.

